

Kien Giang

Nutrition profile 2012

This report is a part of the Vietnam Nutrition Surveillance System. Data collection is performed usually in the months from June to September annually, using cluster sampling and conducted by the Provincial Preventive Medical Center(s) under technical guidance from the National Institute of Nutrition.

MAIN RESULTS

- a. *The prevalence of women aged from 15 to 49 years with chronic energy deficiency (BMI < 18,5 kg/m²) was 16.8%. The rate of using iron pills in the 3 months before or during pregnant among mother with under 2 years child was 88.2% and the rate of using Vitamin A after delivery was 100%.*
- b. *Among children under 5 years of age, the prevalence of stunting was 24%, underweight was 15.4% and wasting was 6.8%; while the prevalence of overweight and obesity was 4.3%.*
- c. *The rate of early initiation of breastfeeding was 67.9%, continued breastfeeding at 2 years rate was 7.5% while the proportion of children under 6 months old using bottle and nipple remained quite high. The proportion of children aged from 6 to 23 months receiving a minimum acceptable diet was 70.7%. The proportion of children aged from 6 to 35 months receiving vitamin A supplementation was 89.8%.*
- d. *The proportion of mothers exposed to breastfeeding or complementary feeding information in the last 3 months was 68.1%; main sources of information were mass media channels, especially TV. The proportion of mothers who met a health worker in the last 3 months was 83.9%*

Note: Because IYCF indicators have just been integrated into the nutrition surveillance system since 2010, additional time would be needed to improve the data collection.

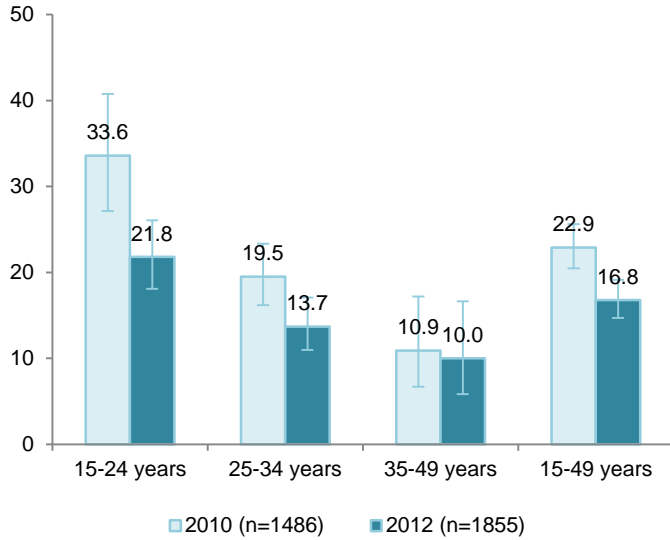
Basic characteristics ¹

Indicator	Value	Indicator	Value
No. of districts and towns	14	No. of hospitals	13
No. of wards, town districts, and communes	145	No. of polyclinics	15
No. of villages	2,372	No. of commune health centers	128
Population	1,714,624	No. of maternity homes	11
No. of children <5 years of age	152,329	No. of doctors	826
No. of children <2 years of age	62,607	No. of assistant doctors	1,323
(estimated to be 41.1% of the under 5)		No. of nurses	1,154
Percent ethnic minorities	14.3%	No. of midwives/birth attendant	585
Poverty rate	8.1%	No. of village health workers	845

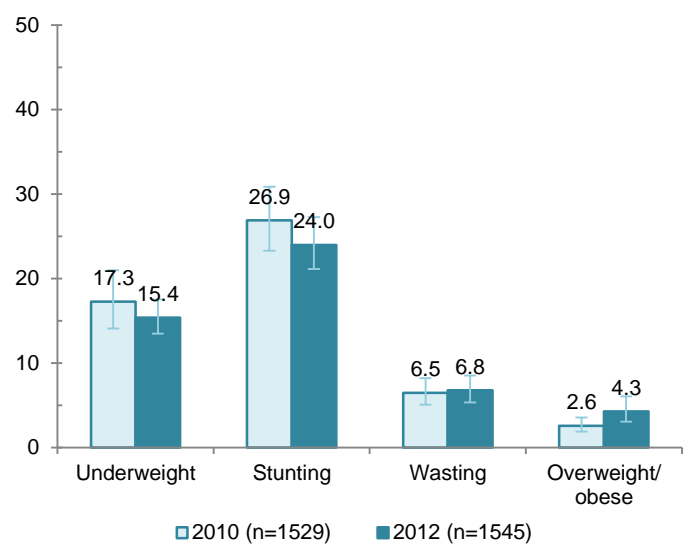
¹ General Statistics Office (GSO) Viet Nam. Available from: www.gso.gov.vn. Accessed February 10, 2012
Last update 10/4/2014

NUTRITION INFORMATION (2010 & 2012)

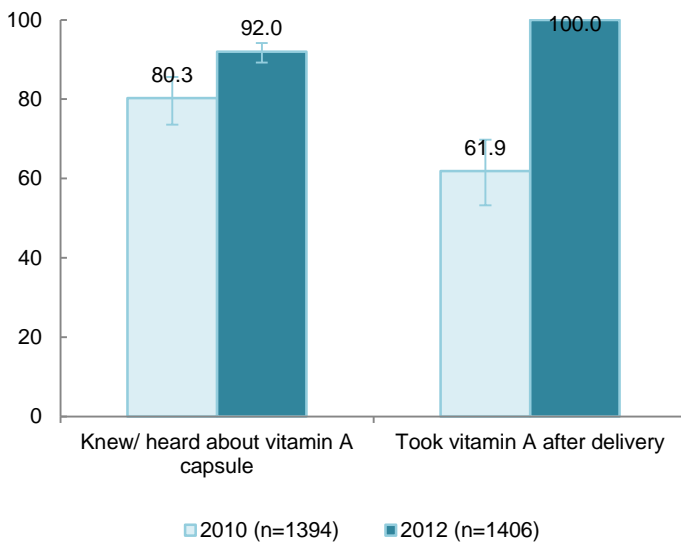
1. Chronic energy deficiency prevalence of mothers by age group (%)



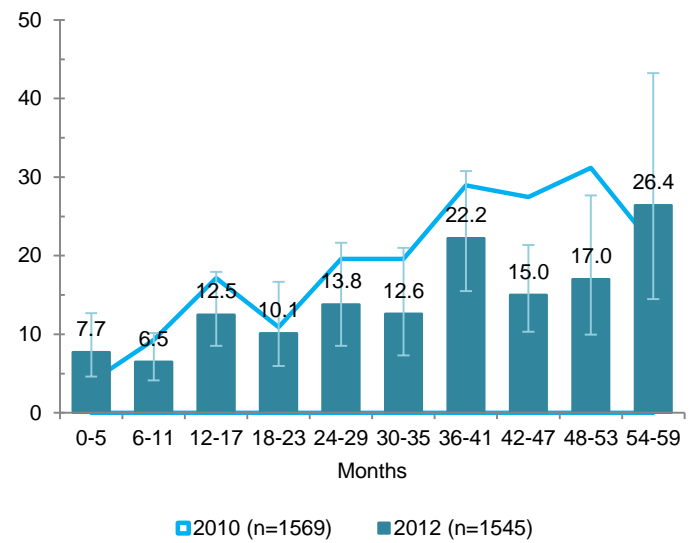
4. Malnutrition prevalence among children under 5 years (%)



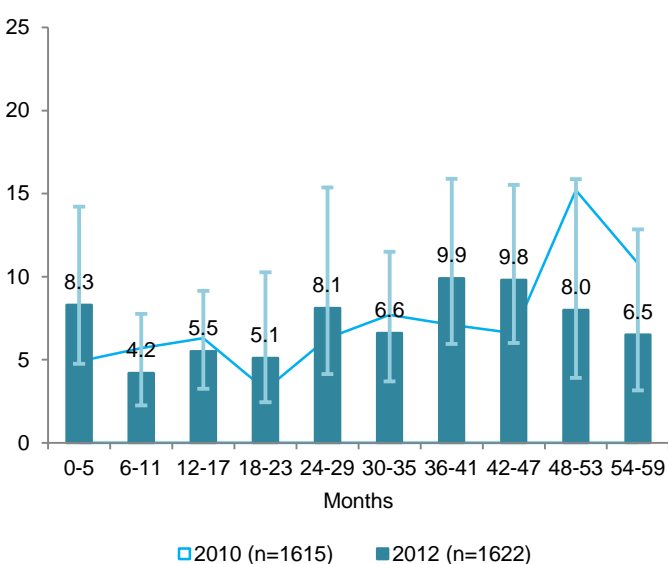
2. Vitamin A supplements: Knowledge and use among mothers (%)



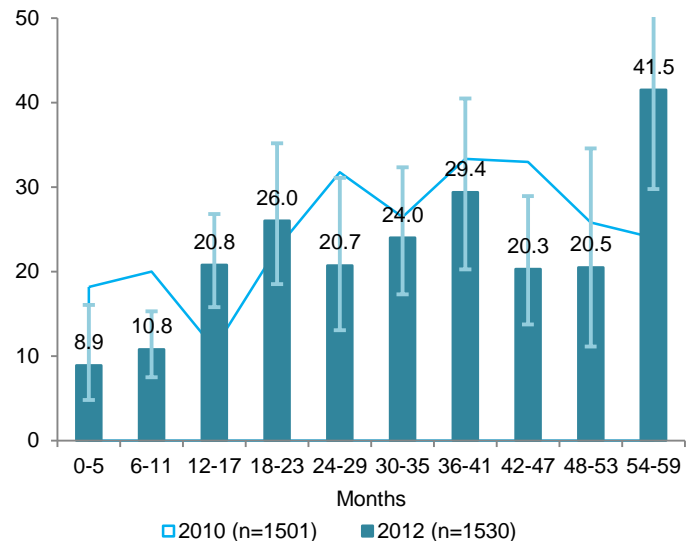
5. Underweight prevalence (WAZ<-2Z) among children under 5 years by age group (%)



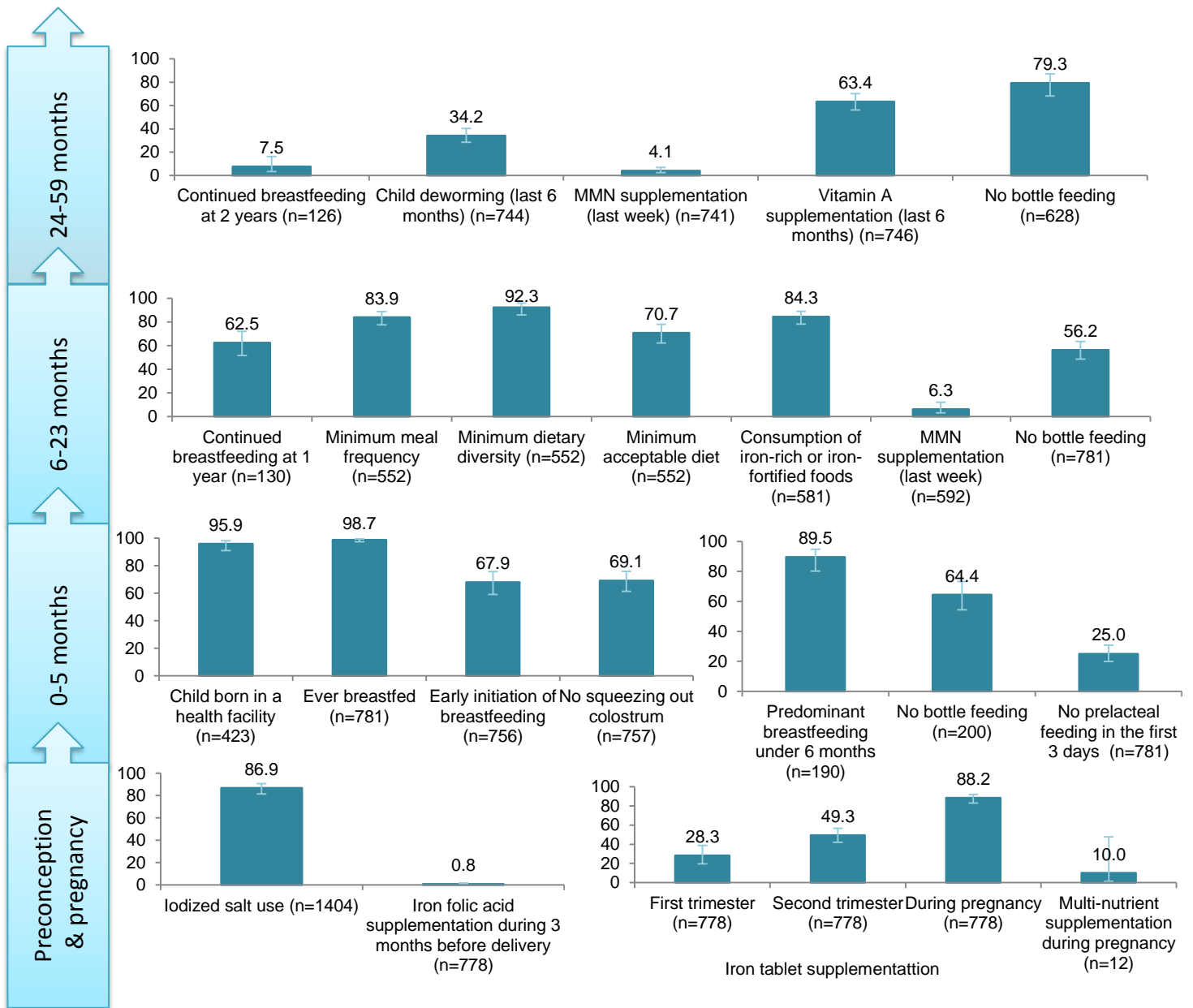
3. Wasting prevalence (WHZ<-2Z) among children under 5 years by age group (%)



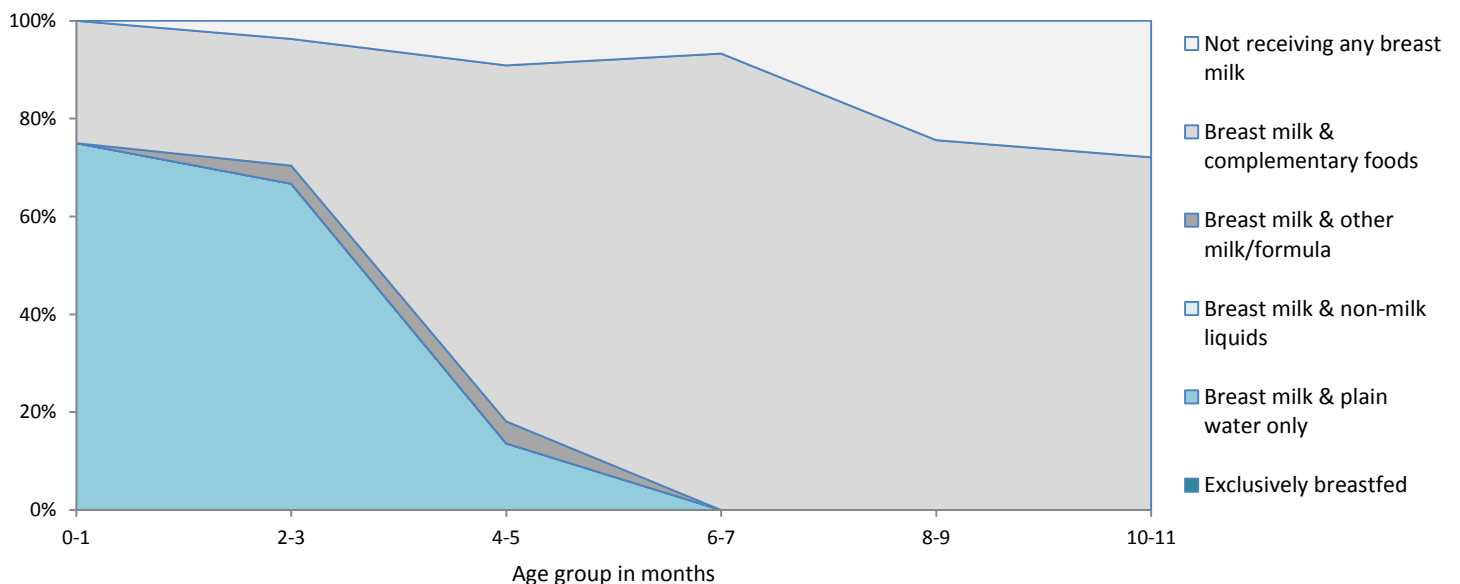
6. Stunting prevalence (HAZ<-2Z) among children under 5 years by age group (%)



NUTRITION DURING THE LIFE CYCLE



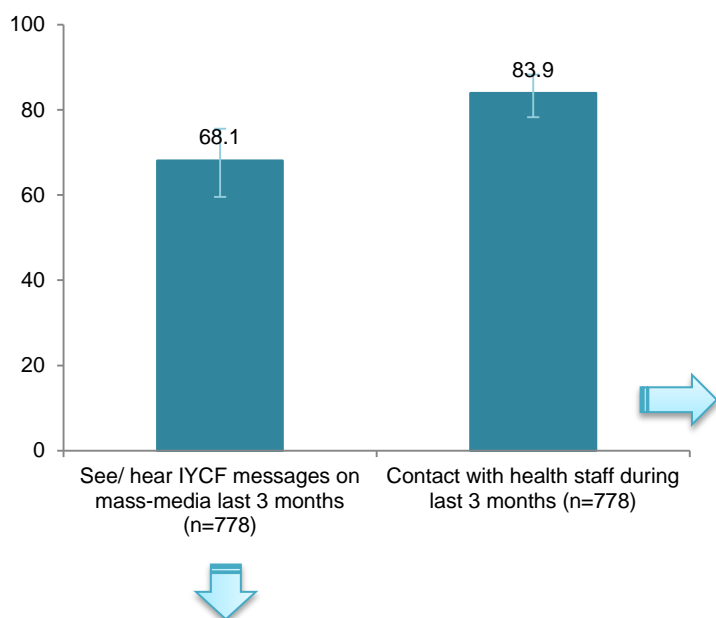
Infant and young child feeding practices by age



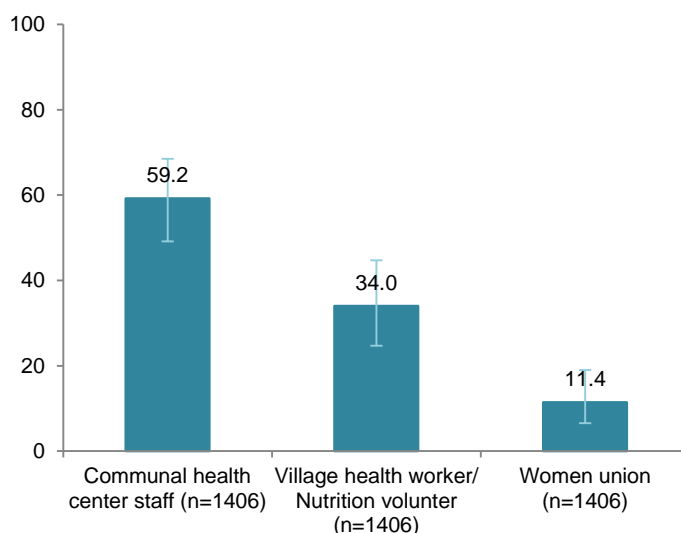
Source of information: National Nutrition Surveillance 2010 and 2012 - National Institute of Nutrition

ACCESS TO NUTRITION INFORMATION AND SERVICES

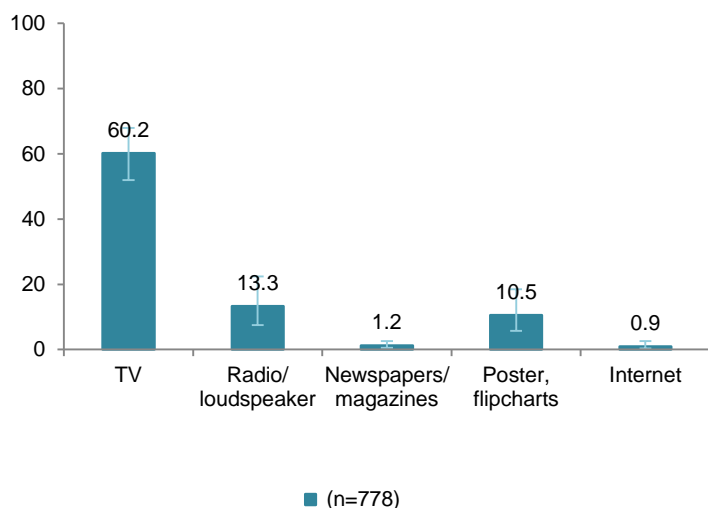
1. Exposure to nutrition information (%)



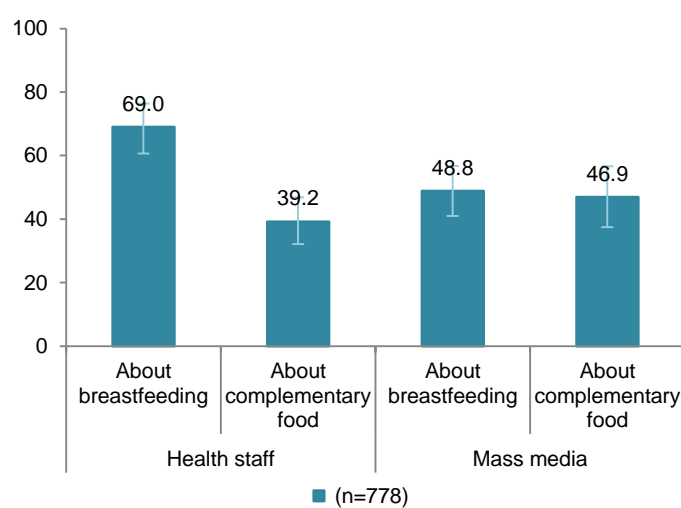
4. Sources of direct contact (%)



2. Sources of information from mass-media (%)



5. Type of IYCF information



3. Topics of nutritional counseling (%)

