

Lang Son

Nutrition profile 2013

This report is a part of the Vietnam Nutrition Surveillance System. Data collection is performed usually in the months from June to September annually, using cluster sampling and conducted by the Provincial Preventive Medical Center(s) under technical guidance from the National Institute of Nutrition.

MAIN RESULTS

- a. *The prevalence of women aged from 15 to 49 years with chronic energy deficiency was 16.2%. The rate of using iron pills in the 3 months before or during pregnant among mother with under 2 years child was 79.7% and the rate of using Vitamin A after delivery was 51.5%.*
- b. *Among children under 5 years of age, the prevalence of stunting was 27.6%, underweight was 19.7% and wasting was 10.6%; while the prevalence of overweight and obesity was 1.7%.*
- c. *The rate of early initiation of breastfeeding was 47.8%, continued breastfeeding at 2 years rate was 6.3% while the proportion of children under 6 months old using bottle and nipple remained quite high. The proportion of children aged from 6 to 23 months receiving a minimum acceptable diet was 69%. The proportion of children aged from 6 to 35 months receiving vitamin A supplementation was 83.2%.*
- d. *The proportion of mothers exposed to breastfeeding or complementary feeding information in the last 3 months was 92.4%; main sources of information were mass media channels, especially TV. The proportion of mothers who met a health worker in the last 3 months was 71.2%*

Note: Because IYCF indicators have just been integrated into the nutrition surveillance system since 2010, additional time would be needed to improve the data collection.

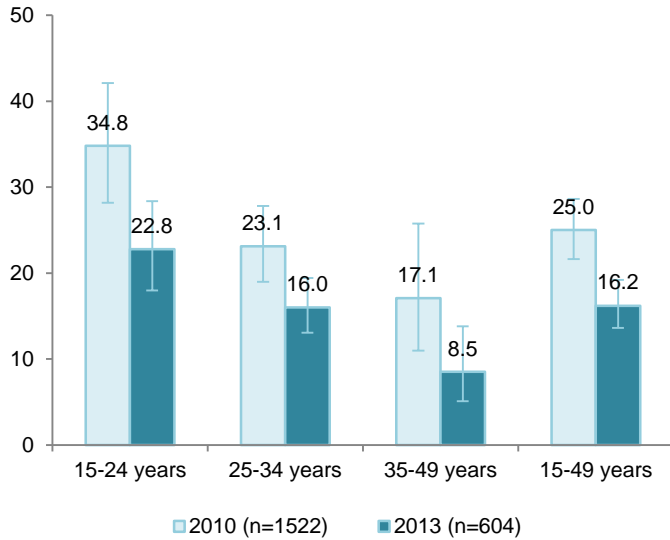
Basic characteristics ¹

Indicator	Value	Indicator	Value
No. of districts and towns	10	No. of hospitals	14
No. of wards, town districts, and communes	226	No. of polyclinics	21
No. of villages	2,340	No. of commune health centers	226
Population	737,226	No. of maternity homes	-
No. of children <5 years of age	55,524	No. of doctors	592
No. of children <2 years of age	22,820	No. of assistant doctors	709
(estimated to be 41.1% of the under 5)		No. of nurses	765
Percent ethnic minorities	83.0%	No. of midwives/birth attendant	363
Poverty rate	25.0%	No. of village health workers	2,246

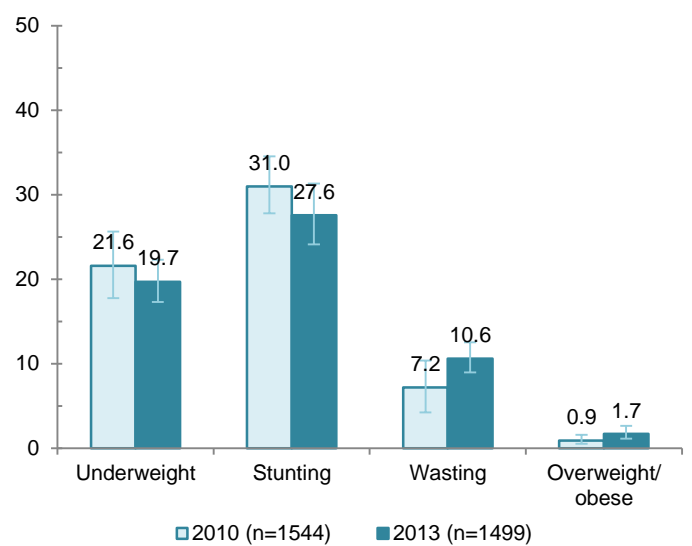
¹ General Statistics Office (GSO) Viet Nam. Available from: www.gso.gov.vn. Accessed February 10, 2012

NUTRITION INFORMATION (2010 & 2013)

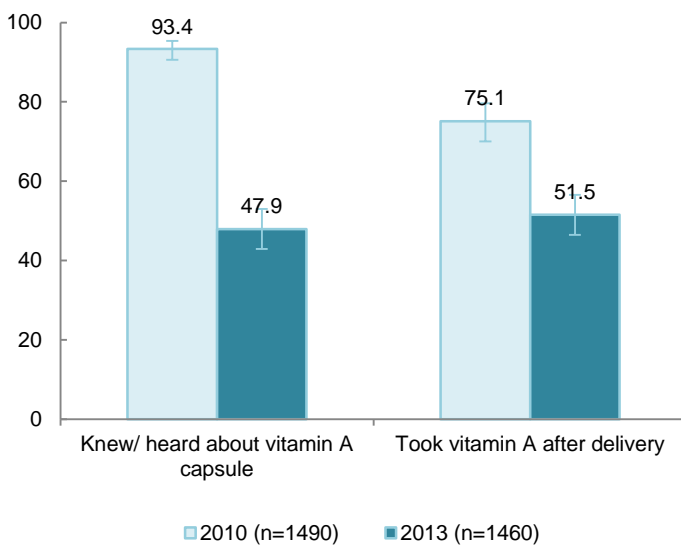
1. Chronic energy deficiency prevalence of mothers by age group (%)



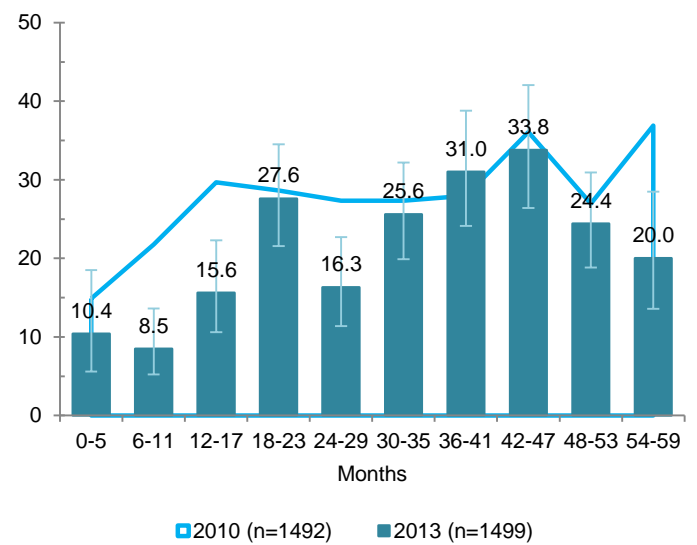
4. Malnutrition prevalence among children under 5 years (%)



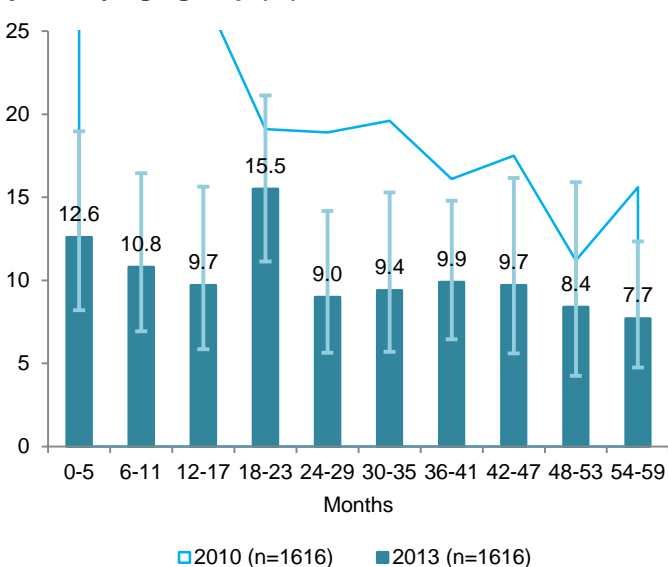
2. Vitamin A supplements: Knowledge and use among mothers (%)



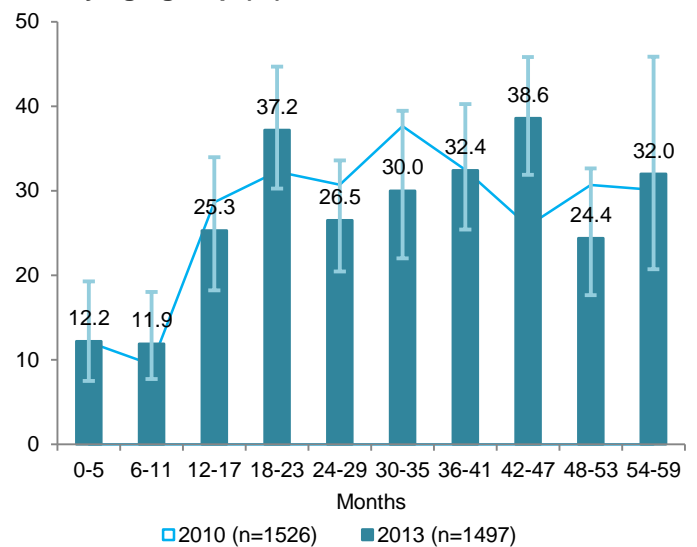
5. Underweight prevalence (WAZ<-2Z) among children under 5 years by age group (%)



3. Wasting prevalence (WHZ<-2Z) among children under 5 years by age group (%)



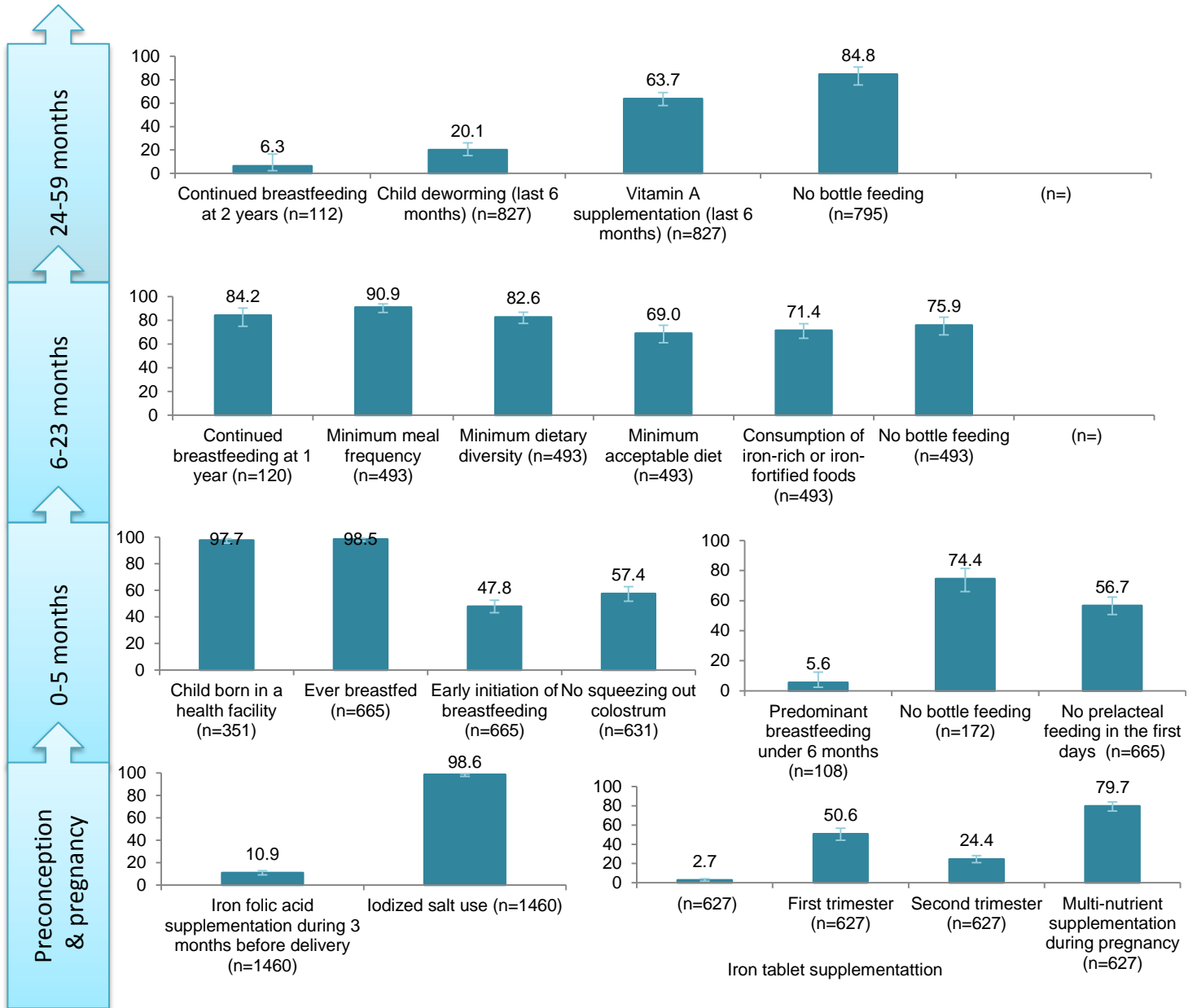
6. Stunting prevalence (HAZ<-2Z) among children under 5 years by age group (%)



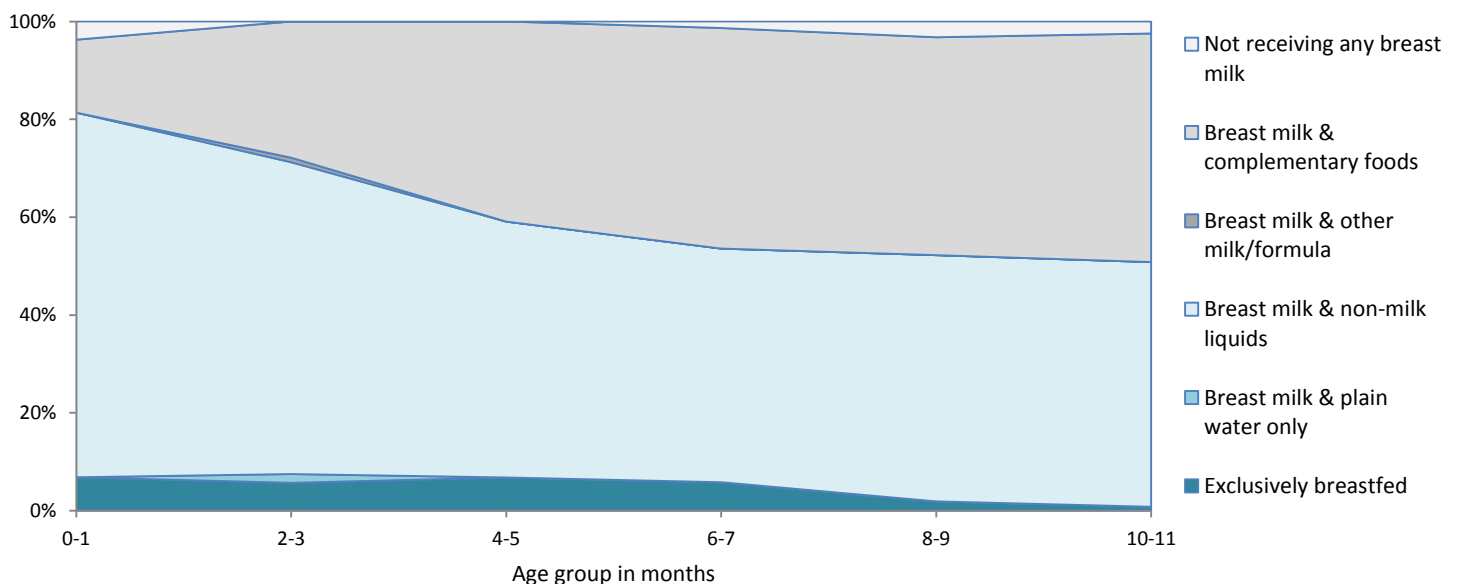
Source of information: National Nutrition Surveillance 2013 - National Institute of Nutrition

2. Lang Son

NUTRITION DURING THE LIFE CYCLE



Infant and young child feeding practices by age

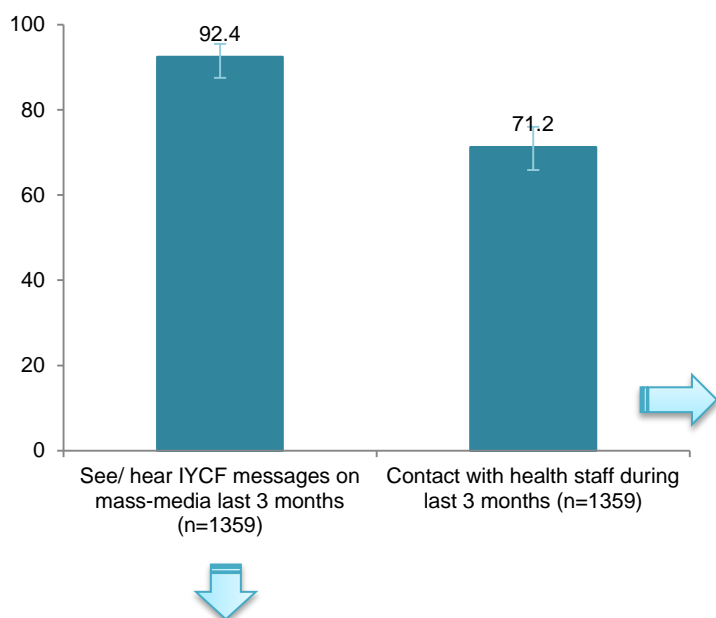


Source of information: National Nutrition Surveillance 2013 - National Institute of Nutrition

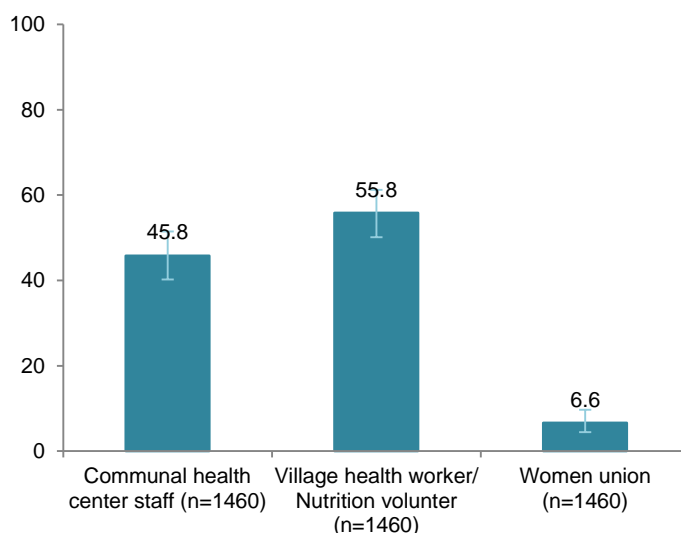
3. Lang Son

ACCESS TO NUTRITION INFORMATION AND SERVICES

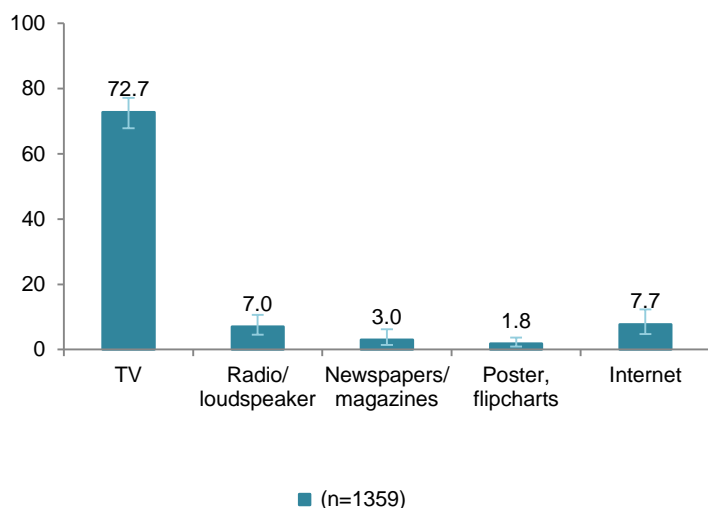
1. Exposure to nutrition information (%)



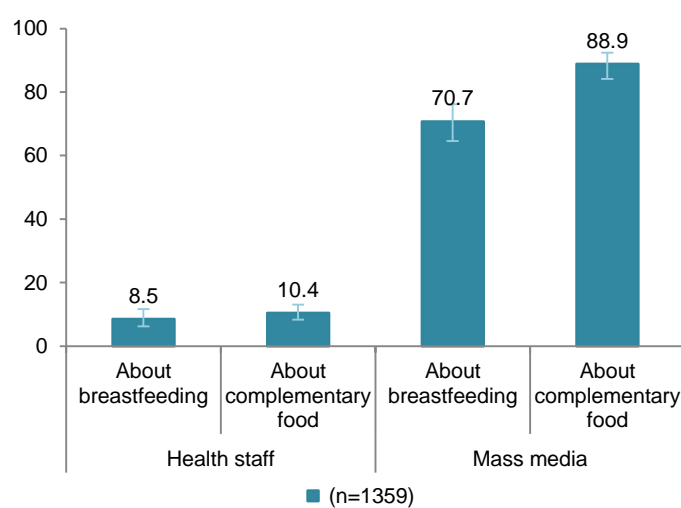
4. Sources of direct contact (%)



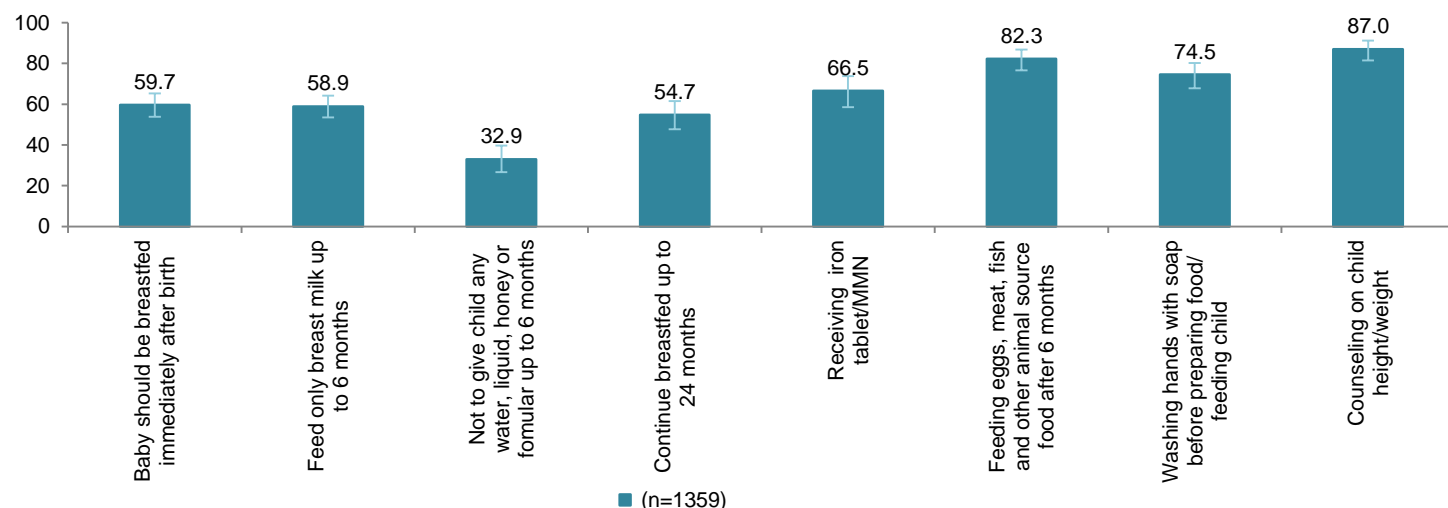
2. Sources of information from mass-media (%)



5. Type of IYCF information



3. Topics of nutritional counseling (%)



Source of information: National Nutrition Surveillance 2013 - National Institute of Nutrition

4. Lang Son